

Collateral, Risk Management, and the Distribution of Debt Capacity

ADRIANO A. RAMPINI and S. VISWANATHAN*

Journal of Finance 65 (2010) forthcoming

ABSTRACT

Collateral constraints imply that financing and risk management are fundamentally linked. The opportunity cost of engaging in risk management and conserving debt capacity to hedge future financing needs is forgone current investment, and is higher for more productive and less well-capitalized firms. More constrained firms engage in less risk management and may exhaust their debt capacity and abstain from risk management, consistent with empirical evidence and in contrast to received theory. When cash flows are low, such firms may be unable to seize investment opportunities and be forced to downsize. Consequently, capital may be less productively deployed in downturns.

FINANCING AND RISK MANAGEMENT are fundamentally linked as both involve promises to pay that are limited by collateral constraints. Engaging in risk management and conserving debt capacity have an opportunity cost – current investment is forgone. This cost is higher for more constrained firms. This insight has important implications for the extent of corporate risk management.

*Duke University. We thank Michael Fishman, Denis Gromb, Jeremy Stein, and the acting editor, two referees, as well as Amil Dasgupta, Douglas Diamond, Emmanuel Farhi, Alexander Gümbel, Yaron Leitner, Christine Parlour, Guillaume Plantin, David Scharfstein, David Skeie, René Stulz, and seminar participants at the Federal Reserve Bank of New York, Southern Methodist, Duke, Michigan State, INSEAD, Vienna, Stockholm School of Economics, Mannheim, Illinois, Zürich, British Columbia, Toronto, Minnesota, ETH Zürich, Ohio State, Columbia, Maryland, Washington University in St. Louis/the Federal Reserve Bank of St. Louis, Collegio Carlo Alberto, the European University Institute, the Jackson Hole Finance Group, the University of Chicago GSB conference “Beyond Liquidity: Modeling Frictions in Finance and Macroeconomics,” the 2008 Basel Committee/CEPR/JFI conference, the Paul Woolley Centre conference at LSE, the 2008 North American Summer Meeting of the Econometric Society, the 2008 SED Meeting, the 2008 NBER Summer Institute in Capital Markets and the Economy, the 2008 Minnesota Workshop in Macroeconomic Theory, the 2008 Washington University Conference on Corporate Finance, the 2008 Conference of Swiss Economists Abroad, the 2009 AEA Meeting, the European Winter Finance Conference, and the 2009 FIRS Conference for helpful comments and Wei Wei for research assistance. This paper was previously circulated under the title “Collateral, Financial Intermediation, and the Distribution of Debt Capacity.”

We provide a dynamic model of collateralized firm financing in which firms have access to complete markets, subject to collateral constraints due to limited enforcement, and hence are able to engage in risk management. Firms may choose to conserve debt capacity to take advantage of future investment opportunities. Our model predicts that firms with less internal funds exhaust their debt capacity rather than conserve it, rendering them unable to seize investment opportunities. In contrast, firms with more internal funds conserve some of their debt capacity, allowing them to seize investment opportunities. Moreover, our model implies that the more constrained firms hedge less and may not engage in risk management at all, because the financing needs for investment override hedging concerns. Thus, there is an important connection between firm financing and risk management: both involve promises to pay by the firm that are limited by collateral. The prediction of our model for corporate risk management is consistent with the evidence that smaller firms, which are likely to be more financially constrained, hedge less. This fact is considered a puzzle in the literature, since models that take up-front investment as given predict that financially constrained firms are effectively risk averse and should hedge (see, for example, Froot, Scharfstein, and Stein (1993)). In contrast, our model suggests that the absence of risk management by severely constrained firms should not be considered a puzzle.

The main intuition is that both conserving debt capacity and conserving net worth in a state-contingent way – by engaging in risk management or arranging for loan commitments – have an opportunity cost as they reduce the amount of net worth available for current investment. The opportunity cost of forgone investment is high for firms with few internal funds, because they operate at a smaller scale and hence are more productive at the margin. Similarly, when firms differ in their productivity, the opportunity cost is higher for the more productive firms and thus such firms are more likely to exhaust their debt capacity and abstain from risk management.

This observation has important implications for the distribution of debt capacity, which is endogenous in our model. Suppose that in downturns cash flows are low but investment opportunities arise as the price of capital is also low. More productive firms and firms that are less well capitalized may be unable to take advantage of such investment opportunities. Indeed, these firms may be forced to scale down investment during downturns because their debt capacity is exhausted. Note that this is constrained efficient since firms optimally choose to exhaust their debt capacity and abstain from hedging in our model, and is not due to firms' lack of ability to hedge. In contrast, less productive and more well-capitalized firms are able to use their free debt capacity in such times to expand. The dynamics of the distribution of debt capacity may imply that capital is less productively deployed in

downturns and thus that distributional effects amplify aggregate productivity shocks.

Our model allows us to consider the effect of an increase in firms' ability to collateralize claims. Such an increase raises firms' ability to borrow *ex ante* and hence allows higher leverage, but increased leverage reduces firms' net worth *ex post*. Firms that exhaust their debt capacity may then be forced to scale down investment even more due to their lower net worth *ex post*, that is, the contraction of such firms may be more severe. Thus, higher collateralizability may render the amount of capital deployed by productive and poorly capitalized firms more volatile. The effects highlighted in this paper may thus become more pronounced as financial innovation increases firms' ability to collateralize claims, as has arguably been the case recently.

Finally, the minimum down payment requirements, or "lending standards," in our model vary endogenously with expected capital appreciation. When the price of capital is expected to rise, down payment requirements are low because the higher expected collateral value allows increased borrowing. When the price of capital is expected to decline, firms are forced to deleverage. This prediction is empirically plausible and consistent with anecdotal evidence.

The collateral constraints in our model are derived from an explicit dynamic model with limited enforcement, which is the only friction in the model. Our assumptions on limited enforcement imply that firms have access to complete markets in one-period-ahead state-contingent claims subject to state-by-state collateral constraints, that is, they can issue promises to pay against each state up to a fraction of the collateral value in that state. Importantly this allows firms in our model to engage in risk management. Thus, in contrast to most of the literature, we do not assume that aggregate states are not contractible. Our collateral constraints are similar to the ones in Kiyotaki and Moore (1997), except that they are state contingent, and are derived in an economy with limited contract enforcement in the spirit of Kehoe and Levine (1993, 2001, 2008). We assume that firms have limited commitment and can default on their promises to pay and abscond with all cash flows and a fraction of capital. We further assume that firms that default cannot be excluded from the market for capital or from borrowing and lending. Kehoe and Levine (1993) and most of the subsequent literature assume instead that borrowers who default are excluded from intertemporal trade.¹ Deriving collateral constraints from a dynamic environment with limited commitment, as we do, allows for explicit analysis of their dynamic effects without requiring "ad hoc" extensions of constraints motivated by a static contracting problem to

¹A notable exception is Lustig (2007), who considers limited enforcement similar to that in our model in an endowment economy.

a dynamic setting. Indeed, we think our model provides a useful framework for addressing many questions in dynamic corporate finance.

The paper proceeds as follows: Section I provides the model of collateral constraints due to limited enforcement, defines debt capacity and financial slack, and discusses the implementation with loan commitments. Section II studies how firms' decisions to conserve or exhaust debt capacity vary with their productivity and considers the implications for the distribution of debt capacity in the cross-section. Section III considers the effect of firm net worth on firms' decisions to exhaust debt capacity and the implications for risk management, and contrasts our conclusions with those of received theory. Section IV discusses the related literature. Section V concludes. All proofs are in the Appendix.

I. A Dynamic Model of Collateralized Financing

We propose a dynamic model of collateralized financing. We consider an economy in which limited enforcement constrains firms' ability to make credible promises. We show that this economy is equivalent to an economy in which lending is subject to collateral constraints. We define *debt capacity*, *financial slack*, and *risk management* explicitly and show how to interpret loan commitments in the context of the model.

A. Environment

Consider a finite horizon T , with dates $t = 0, 1, \dots, T$.² Let there be a continuum of agents (of measure one) that are risk neutral, subject to limited liability, and have preferences over (nonnegative) dividends given by

$$E \left[\sum_{t=0}^T \beta^t d_t \right], \quad (1)$$

where $\beta \leq 1$ is the rate of time preference. There are two goods in the economy, consumption goods and capital. Each agent is endowed with w_0 units of the consumption good at time 0 and no capital. Agents also have access to a production technology described below. These agents can be interpreted as entrepreneurs or firms that have a financing need, and we refer to them throughout as *firms*.

Denote the state at date t by $s^t \equiv \{s_0, s_1, \dots, s_t\}$, which includes the history of realizations of the stochastic process s_τ for dates $\tau = 0, 1, \dots, t$, and the set of states at date t by \mathcal{S}^t .³

²From Section II onwards, we set $T = 2$ for simplicity. Rampini and Viswanathan (2010) analyze a stationary model with an infinite horizon and a constant price of capital.

³Let $\mathcal{S}^0 = s^0$, that is, a singleton.

Denote the probability of state s^t by $\pi(s^t)$ and the probability of state s^{t+1} given state s^t by $\pi(s^{t+1}|s^t)$. Similarly, denote the set of states s^{t+1} given s^t by $\mathcal{S}^{t+1}|s^t$.

The firms have access to a standard neoclassical production technology. An amount of capital $k(s^t)$ invested at time t in state $s^t \in \mathcal{S}^t$ returns, at time $t+1$ in state $s^{t+1} \in \mathcal{S}^{t+1}|s^t$, a cash flow $A(s^{t+1})f_t(k(s^t))$ in consumption goods as well as the capital $k(s^t)$.⁴ The production function $f_t(\cdot)$ is strictly increasing and (weakly) concave, and productivity is strictly positive in all states, that is, $A(s^{t+1}) > 0, \forall s^{t+1} \in \mathcal{S}^{t+1}, t = 0, 1, \dots, T-1$.

We assume that firms vary either in terms of their productivity or net worth. In Section II we assume that the production function has constant returns to scale and that firms differ in the productivity $A(s^{t+1})$ of their technology, and we analyze how the decision to conserve debt capacity depends on productivity. In Section III we assume decreasing returns instead and study the connection between net worth and risk management when firms differ in their time 0 net worth w_0 . Thus, agents in our model are of different types, although the dependence (of productivity or net worth) on type is suppressed throughout.

In addition to the firms described above, there is also a continuum of lenders (of measure one) in the economy that are unconstrained and risk neutral and that discount the future at rate $\beta \leq 1$, which equals the agents' rate of time preference. Lenders have a large endowment of funds in all dates and states. Lenders cannot run the production technology. Lenders have a large amount of collateral and hence are not subject to enforcement problems but rather are able to commit to deliver on their promises. Lenders are thus willing to provide any state-contingent claim at an expected rate of return $R = 1/\beta$ subject to firms' enforcement constraints.⁵

We assume that markets are complete but there is limited enforcement; firms can abscond with the cash flows from the production technology and with fraction $1 - \theta$ of capital. Importantly, we assume that firms cannot be excluded from future borrowing or the market for capital. Below we show that this is equivalent to assuming the following specification of financing constraints: firms can borrow in a state-contingent way at time t up to $\theta \in (0, 1)$ times the resale value of capital against each state at time $t+1$.⁶

Finally, we assume that consumption goods can be transformed into capital (and vice

⁴We assume that capital does not depreciate for simplicity, but standard neoclassical depreciation at rate $\delta \in (0, 1)$ could be easily accommodated.

⁵The focus of our paper is thus on the implications of collateral constraints of firms and not lenders.

⁶Considering capital explicitly and separately from consumption goods is important for two reasons. First, this is the standard assumption and notation in the theory of investment and macroeconomics. Second, this makes the role of collateral in financing explicit, which is central to our analysis and delivers a model that is empirically plausible in our view.

versa) at a cost $q(s^t)$ per unit of capital at time t in state $s^t \in \mathcal{S}^t$. We refer to $q(s^t)$ as the *price* of capital. The assumption that the price of capital is exogenously determined by a technological rate of transformation allows us to focus on the corporate finance implications of our model, whereas much of the literature focuses on the endogenous determination of this price (see, most notably, Kiyotaki and Moore (1997)).⁷ Moreover, our assumption effectively reduces our model to a one-good economy and thus the allocation is constrained efficient.⁸

B. Limited Enforcement

Suppose that enforcement of contracts is limited as follows: firms can default on their promises, that is, walk away from their obligations and abscond with all cash flows and the fraction $1 - \theta$ of capital, and lenders can seize only the fraction θ of the capital and do not have access to any other enforcement mechanism. In particular, firms cannot be excluded from further borrowing or from purchasing capital. Thus, enforcement is limited as in Kehoe and Levine (1993) but unlike in their model, firms cannot be excluded from intertemporal markets here.^{9,10}

The firm chooses (nonnegative) dividends $\{d(s^t)\}$, (nonnegative) capital levels $\{k(s^t)\}$, and net payments $\{p(s^t)\}$, $\forall s^t \in \mathcal{S}^t, t \in \{0, 1, \dots, T\}$, to maximize the expected discounted value of dividends (1) subject to the budget constraints at time 0 (equation (2)) and at time $t = 1, 2, \dots, T$ (equation (3)), $\forall s^t \in \mathcal{S}^t$,

$$w(s^0) \geq d(s^0) + q(s^0)k(s^0) + p(s^0) \quad (2)$$

$$A(s^t)f_{t-1}(k(s^{t-1})) + q(s^t)k(s^{t-1}) \geq d(s^t) + q(s^t)k(s^t) + p(s^t), \quad (3)$$

the lender's participation constraint at time 0,

$$E \left[\sum_{t=0}^T R^{-t} p_t \middle| s^0 \right] \geq 0, \quad (4)$$

and the enforcement constraints at time τ , $\forall \tau > 0, \tau \leq T, \forall s^\tau \in \mathcal{S}^\tau$,

$$E \left[\sum_{t=\tau}^T \beta^{t-\tau} d_t \middle| s^\tau \right] \geq E \left[\sum_{t=\tau}^T \beta^{t-\tau} \hat{d}_t \middle| s^\tau \right], \quad (5)$$

⁷Endogenizing the price would not change our main conclusions, however.

⁸More specifically, we can show that any distribution of the initial net worth leads to a competitive equilibrium that is constrained efficient, that is, no other allocation can Pareto dominate the competitive allocation and satisfy the collateral constraints.

⁹If θ were equal to zero, that is, if the firm could abscond with all cash flows and all capital and would not be excluded from future lending, firms could not borrow at all (see Bulow and Rogoff (1989)).

¹⁰In practice, such exclusion is in fact rather limited. Moreover, this assumption implies a tractable dynamic model of collateral constraints with empirically plausible implications.

for all $\{\hat{d}(s^t)\}_{t \geq \tau}$ that the firm could achieve after absconding, that is, for all continuation policies $\{\hat{d}(s^t), \hat{k}(s^t), \hat{p}(s^t)\}_{t \geq \tau}$ that solve the above problem from time τ onward given net worth $\hat{w}(s^\tau) \equiv A(s^\tau)f_{\tau-1}(k(s^{\tau-1})) + q(s^\tau)k(s^{\tau-1})(1 - \theta)$.

The enforcement constraints (5) require that, when the firm keeps its promises, it attains a value that is at least as high as the value attained by absconding. The firm's problem after absconding at time τ in state s^τ is identical to the continuation problem at time τ in state s^τ , when it does not default, except that the firm has net worth $A(s^\tau)f_{\tau-1}(k(s^{\tau-1})) + q(s^\tau)k(s^{\tau-1})(1 - \theta)$ after default, as opposed to net worth $A(s^\tau)f_{\tau-1}(k(s^{\tau-1})) + q(s^\tau)k(s^{\tau-1}) - p(s^\tau)$ when it does not default.

C. Collateral Constraints Due to Limited Enforcement

We show that the model with limited enforcement is equivalent to a model with state-contingent one-period debt subject to state-contingent collateral constraints. Thus, our model implies intuitive collateral constraints that facilitate the analysis of optimal dynamic collateralized financing.

The equivalence obtains in two steps. First, the enforcement constraints imply that the firm can only credibly promise payment streams with present value less than or equal to the value of capital the firm cannot abscond with.¹¹ Second, any long-term contract that satisfies this restriction can be implemented with a sequence of one-period debt contracts. Hence, long-term contracts are irrelevant.¹²

PROPOSITION 1: *Enforcement constraints (5) are equivalent to collateral constraints*

$$q(s^t)\theta k(s^{t-1}) \geq Rb(s^t), \quad (6)$$

where $b(s^t)$ is one-period-ahead state-contingent debt with

$$b(s^t) = E \left[\sum_{\tau=t}^T R^{-(\tau-(t-1))} p_\tau \middle| s^t \right], \quad \forall s^t \in \mathcal{S}^t, t = 1, 2, \dots, T.$$

Proposition 1 shows that, given our assumptions about the limits on enforcement, the constraints can equivalently be formulated as collateral constraints in the spirit of Kiyotaki

¹¹Firms' ability to deploy capital productively results in higher cash flows, but firms are unable to pledge these cash flows since they can abscond with them, and hence firms' productivity does not affect the collateral constraints directly.

¹²In contrast, when firms can be excluded from intertemporal trade, long-term contracts are not generally irrelevant.

and Moore (1997) but importantly are state contingent.¹³ Given Proposition 1 we can restate the firm's problem restricting attention to one-period-ahead state-contingent debt without loss of generality by restating equations (2) and (3) as

$$w(s^0) + E[b_1|s^0] \geq d(s^0) + q(s^0)k(s^0) \quad (7)$$

$$A(s^t)f_{t-1}(k(s^{t-1})) + q(s^t)k(s^{t-1}) + E[b_{t+1}|s^t] \geq d(s^t) + q(s^t)k(s^t) + Rb(s^t), \quad (8)$$

and by replacing the enforcement constraints (5) with the collateral constraints (6).¹⁴ The firm chooses (nonnegative) dividends $\{d(s^t)\}$, (nonnegative) capital levels $\{k(s^t)\}$, and one-period-ahead state-contingent debt $\{b(s^t)\}$, $\forall s^t \in \mathcal{S}^t$, $t = 0, 1, \dots, T$, to maximize (1) subject to (6) to (8). We study this problem henceforth.¹⁵

Note that if the firm promises to pay $Rb(s^{t+1})$ in state s^{t+1} at time $t + 1$, it receives an amount of funds $\pi(s^{t+1}|s^t)b(s^{t+1})$ at time t . This guarantees the lender an expected return of R on the loan. Moreover, the amount that the firm can credibly promise to repay at time $t + 1$ in state s^{t+1} is limited to a fraction θ of the resale value of capital in that state. The firm receives a total amount of funds $E[b_{t+1}|s^t]$ at time t for all promises to pay issued against states $s^{t+1} \in \mathcal{S}^{t+1}|s^t$.

The equivalent formulation has the important advantage that the implementation of the optimal dynamic contract is rather simple: firms have access to state-contingent secured loans only. Such lending arrangements are thus decentralized relatively easily by defining an equilibrium with collateral constraints with trade in state-contingent one-period loans that are subject to a state-contingent collateral constraint equal to the fraction θ times the resale value of capital.¹⁶ Thus, firms in our model have exogenous net worth w_0 at time 0 and meet all subsequent financing needs with internal funds or secured debt.¹⁷

¹³Lustig (2007) considers a similar outside option in an endowment economy and Lorenzoni and Walentin (2007) consider collateral constraints with a similar motivation in an economy with constant returns to scale. The original formulation of the enforcement constraints is in the same spirit as the one used to endogenize debt constraints in Kehoe and Levine (1993), although the limits on enforcement are different here. Kehoe and Levine assume that borrowers who default are excluded from intertemporal markets whereas we assume that firms cannot be excluded.

¹⁴Note that we set $E[b_{T+1}|s^T] = 0$ and clearly $k(s^T) = 0$.

¹⁵Another advantage of this equivalent formulation is that the constraint set (6), (7), and (8) is convex.

¹⁶Similarly, Alvarez and Jermann (2000) define an equilibrium with solvency constraints to decentralize optimal allocations in an environment with limited commitment as in Kehoe and Levine (1993). The solvency constraints in their model are agent and state specific in contrast to the simple collateral constraints here.

¹⁷We interpret this implementation as firms having access to equity financing at time 0 and not subsequently; that is, initial net worth is determined in an initial public offering and there are no seasoned equity offerings, which we find empirically plausible.

D. Debt Capacity, Financial Slack, and Risk Management

Our model allows us to provide a precise definition of debt capacity and financial slack. Given an amount of capital $k(s^t)$, the firm has *debt capacity* $q(s^{t+1})\theta k(s^t)$ for state s^{t+1} at time $t + 1$ and can issue promises $Rb(s^{t+1})$ up to that amount. By promising less than its debt capacity, the firm can keep *financial slack* $h(s^{t+1})$, where

$$h(s^{t+1}) \equiv q(s^{t+1})\theta k(s^t) - Rb(s^{t+1})$$

for state s^{t+1} at time $t + 1$. Note that using this definition we can write the collateral constraints (6) simply as nonnegative financial slack constraints, that is,

$$h(s^t) \geq 0, \quad \forall s^t \in \mathcal{S}^t, t \in \{1, 2, \dots, T\}.$$

The firm's net worth in state s^{t+1} at time $t + 1$ can now be written in two equivalent ways as

$$\begin{aligned} w(s^{t+1}) &= A(s^{t+1})f_t(k(s^t)) + q(s^{t+1})k(s^t) - Rb(s^{t+1}) \\ &= A(s^{t+1})f_t(k(s^t)) + q(s^{t+1})k(s^t)(1 - \theta) + h(s^{t+1}). \end{aligned}$$

The firm can conserve net worth in a state-contingent way by not exhausting debt capacity (as the former expression above suggests) or, in other words, by keeping financial slack (as the latter expression suggests). Similarly, not keeping any financial slack is equivalent to exhausting the debt capacity.

Define the minimum down payment $\wp(s^t)$ at time t in state s^t as the minimum amount that a firm needs to pay down per unit of the asset, which is the price of the asset minus the collateralizable fraction of the discounted expected resale value, that is, the price of the asset minus the maximum amount that the firm can borrow against the asset,

$$\wp(s^t) \equiv q(s^t) - R^{-1}E[q_{t+1}|s^t]\theta.$$

The firm's problem can now be written recursively for each state s^t at time t assuming that the firm always makes the minimum down payment but may keep nonnegative state-contingent financial slack, that is, may engage in *risk management* by purchasing one-period Arrow securities subject to short sale constraints, as

$$V_t(w(s^t), s^t) = \max_{\{d(s^t), k(s^t), w(s^{t+1}), h(s^{t+1})\}} d(s^t) + \beta E[V_{t+1}(w_{t+1}, s^{t+1})|s^t]$$

subject to

$$\begin{aligned} w(s^t) &\geq d(s^t) + \wp(s^t)k(s^t) + R^{-1}E[h_{t+1}|s^t], \\ A(s^{t+1})f_t(k(s^t)) + q(s^{t+1})k(s^t)(1 - \theta) + h(s^{t+1}) &\geq w(s^{t+1}), \\ h(s^{t+1}) &\geq 0, \end{aligned}$$

and $d(s^t), k(s^t), w(s^{t+1}) \geq 0$, for all s^t and $s^{t+1} \in \mathcal{S}^{t+1}|s^t$, $t = 0, \dots, T$, where the firm's net worth is defined as $w(s^t) \equiv A(s^t)f_{t-1}(k(s^{t-1})) + q(s^t)k(s^{t-1})(1 - \theta) + h(s^t)$ and we define $V_{T+1}(\cdot) \equiv 0$. The first constraint above makes the trade-off between using net worth for investment and keeping financial slack by purchasing Arrow securities transparent.

Since borrowing against a particular state reduces the firm's net worth in that state, which in turn constrains investment going forward, the firm has a debt overhang problem in the spirit of Myers (1977). However, in our model the firm can optimally choose its debt overhang for each state and we analyze how the firm's choice of its optimal debt overhang for each state depends on the firm's productivity and net worth at time t .

Finally, a firm's capital $k(s^t)$ and hence its debt capacity are of course not exogenous. Rather, the firm chooses its capital $k(s^t)$ endogenously, and thus investment, financing, and risk management are all jointly endogenously determined.

This model of collateralized borrowing has the property that the minimum down payment is lower when the price of capital is expected to rise. This property seems empirically plausible and is consistent with anecdotal evidence that down payment requirements (or "lending standards") vary inversely with expected capital appreciation. The minimum down payment as a fraction of the price of capital at time t in state s^t , for example, is $\wp(s^t)/q(s^t) = 1 - R^{-1}E[q_{t+1}|s^t]/q(s^t)\theta$ and thus is decreasing in the expected capital appreciation $E[q_{t+1}|s^t]/q(s^t)$. Thus, expectations about future asset prices have an important effect on current down payment requirements. We are not aware of other models that predict such variation in down payment requirements.

E. Implementation with Loan Commitments

In our model, firms have access to one-period state-contingent loans or, equivalently, complete markets in one-period Arrow securities, subject to collateral constraints. We now show how to implement the optimal contract, one-period-ahead state-contingent debt, with loan commitments. Loan commitments are one way firms can conserve debt capacity and keep financial slack in a state-contingent way, which is important in practice.

Define a *loan commitment* as a binding agreement to provide a loan of a particular size in state s^{t+1} at time $t + 1$ for a fee paid up front. Clearly, a loan that has zero net present

value to the lender when extended at time $t + 1$ requires neither ex ante commitment by the lender nor up-front fees. Indeed, so far we assume that all loans are of this type, which is without loss of generality given Proposition 1.

Now consider a loan commitment $\{c(s^t), l(s^{t+1}), b(s^{t+2})\}$ in which for an up-front fee $c(s^t)$ to be paid in state s^t at time t , the lender agrees to provide a loan $l(s^{t+1}) > E[b(s^{t+2})|s^{t+1}]$ in state s^{t+1} at time $t + 1$ such that

$$c(s^t) + \pi(s^{t+1}|s^t)R^{-1}\{-l(s^{t+1}) + R^{-1}E[Rb(s^{t+2})|s^{t+1}]\} = 0,$$

which means that the loan commitment has zero net present value at time t due to competition in the market for loan commitments. In contrast, the net present value to the lender of a loan commitment in state s^{t+1} at time $t+1$ is $NPV(s^{t+1}) = -l(s^{t+1}) + R^{-1}E[Rb(s^{t+2})|s^{t+1}] < 0$, that is, negative, which is why it does in fact require a commitment. By taking out such a loan commitment, the firm effectively increases its net worth in state s^{t+1} at time $t + 1$ by $NPV(s^{t+1})$. However, this comes at an up-front cost of $c(s^t) = -\pi(s^{t+1}|s^t)R^{-1}NPV(s^{t+1})$ in terms of fees. But then the firm could equivalently buy state s^{t+1} Arrow securities in the amount of $c(s^t)$, which would increase its net worth in state s^{t+1} at time $t + 1$ by the same amount.

The key insight is that lining up loan commitments requires internal funds up front and thus has a cost in terms of reduced investment up front. Arranging for loan commitments or contingent financing is akin to conserving contingent net worth. Firms that choose to exhaust their debt capacity thus do not arrange for loan commitments either.

II. The Distribution of Debt Capacity

In this section we study the distribution of debt capacity and the dynamics of investment by different firms. We also analyze the effect of collateralizability and asset prices on the extent to which constrained firms might downsize, that is, scale down their investment. We show that more productive firms may exhaust their debt capacity since the opportunity cost of conserving debt capacity, which is forgone investment earlier on, is higher for them. This implies that in states where asset prices and cash flows are low, capital may be less productively deployed on average, since more productive firms, which have exhausted their debt capacity, downsize relative to less productive firms.

To simplify, we henceforth assume that $T = 2$ and that uncertainty is resolved at time 1. We simplify the notation by dropping the superscript and writing $s \in \mathcal{S}$. We also write time 0 variables as $q_0 \equiv q(s^0)$ and time t variables as $q_t(s) \equiv q(s^t)$, and employ analogous

simplifications for the other variables as well.¹⁸

One special case that is of particular interest is the case in which capital is relatively cheap when cash flows are low, that is, for all $s, s^+ \in \mathcal{S}$, and $s^+ > s$, $q_1(s^+) > q_1(s)$ but $A_1(s^+) > A_1(s)$. This is meant to capture the idea that states with lower s are states in which there is an economy-wide downturn. The downturn implies low cash flows. But in a downturn capital is relatively cheap, which implies that this may be a good time to invest. Thus, this is an important scenario in which cash flows and investment opportunities are negatively correlated. The model allows us to study which firms are likely to be able to take advantage of such opportunities and which firms are likely to be constrained during these times. While this case of negative correlation between cash flows and investment opportunities is especially interesting because of its association with economic downturns or crises, the main conclusions of our model hold generally. We study the general case below and make no specific assumptions about the correlation between the price of capital and productivity, except where explicitly stated.

A. *Conserve or Exhaust Debt Capacity?*

Consider how a firm's decision to conserve or exhaust its debt capacity depends on the firm's productivity. In order to abstract from net worth effects for now, we assume that investment exhibits constant returns to scale, that is, $f_t(k_t) = k_t$ and hence $f'_t(k_t) = 1$. Define the return on the firm's internal funds when it invests by making the minimum down payment (that is, by choosing maximal leverage) $R_1(k_0, s)$ as

$$R_1(k_0, s) \equiv \frac{A_1(s)f'_0(k_0) + q_1(s)(1 - \theta)}{\varrho_0} \quad (9)$$

and define $R_2(k_1(s), s)$ analogously. With constant returns to scale, $R_1(k_0, s)$ does not depend on k_0 and hence we simplify the notation to $R_1(s)$ (similarly, we write $R_2(s)$ instead of $R_2(k_1(s), s)$). Moreover, we assume that investment at time 1 is sufficiently productive, that is,

ASSUMPTION 1: $R_2(s) > R, \forall s \in \mathcal{S}$.

This simplifies the analysis by implying that firms are constrained at time 1 and do not pay dividends before time 2.

Our first main result is that, depending on how productive investment is at time 0, firms either invest as much as they can and exhaust their debt capacity against all states at time 1

¹⁸We drop the conditioning of the expectation operator and write $E[\cdot]$ instead of $E[\cdot|s^0]$ henceforth.

or stay on the sidelines at time 0 and conserve all their net worth and debt capacity for state s' at time 1, at which point they invest the maximal amount. The state s' is the state in which the return is the highest, that is, $s' \in \arg \max_{s \in \mathcal{S}} R_2(s)$.¹⁹

PROPOSITION 2: *Under Assumption 1 and with constant returns to scale, productive firms invest at time 0 and exhaust their debt capacity, that is, if*

$$E [R_1 R_2] > \max_s \{R R_2(s)\},$$

then $k_0 = w_0/\zeta_0$. Less productive firms stay on the sidelines and conserve their net worth to invest in the most productive state s' at time 1, that is, if the condition is not met, $k_0 = 0$, $w_1(s') = R/\pi(s')w_0$, where $s' \in \arg \max_s \{R_2(s)\}$.

The condition for investment is $E [R_1 R_2] > \max_s \{R R_2(s)\}$ and thus firms with higher productivity in the first period, say higher $E [R_1]$, are more likely to invest and exhaust their debt capacity, all else equal. Moreover, the correlation between returns in the first period and returns in the second period, that is, investment opportunities, of course also matters. Higher autocorrelation of returns makes investment more likely. Hence, firms are more likely to exhaust their debt capacity when returns are more persistent.

B. Downsizing of Productive Firms

Now consider a firm that invests at time 0 and exhausts its debt capacity. Such a firm may not be able to deploy as much capital at time 1 as it deploys at time 0, and thus it may be “forced to” downsize. This occurs in a state s in which cash flows $A_1(s)f_0(k_0)$ are sufficiently low and, importantly, occurs despite the fact that the firm could arrange for contingent financing. The firm chooses not to do so, however, because the opportunity cost is too high.

PROPOSITION 3: *Firms that exhaust their debt capacity are “forced to” downsize at time 1 in state s , that is, $k_1(s) < k_0$, if $A_1(s)$ is sufficiently low.*

Proposition 3 implies that productive firms may downsize when less productive firms, which did not previously invest, expand. To understand this result consider the simplest case in which firms differ in expected productivity at time 0 only. In that case, the more productive firms invest at time 0 and contract at time 1 in states in which cash flows are low, while the less productive firms stay on the sidelines and expand at time 1. When firms'

¹⁹Given the assumption of constant returns to scale, the bang-bang nature of the solution is expected.

productivity exhibits positive persistence, as is arguably the case, then average productivity may decline in the low cash flow states.

C. *Effect of Collateralizability on Contraction*

A key parameter of the collateral constraint is collateralizability θ . This parameter depends on the nature of capital considered. For example, it likely differs depending on the tangibility of capital, that is, on whether capital is physical capital or intangible capital, as well as on the type of tangible capital, for example, on whether capital is structures or equipment. Moreover, the efficiency of the legal enforcement should affect collateralizability. Hence, financial innovation that increases enforceability should increase the collateralizability of capital.

When collateralizability θ increases, firms that invest at time 0 may downsize to a greater extent. Thus, factors such as financial innovation that increase collateralizability may result in more severe contractions of firms that exhaust their debt capacity. This means that the effects we stress in this paper may become even more important over time as the ability to collateralize increases, consistent with recent events in financial markets.

PROPOSITION 4: *With higher collateralizability, firms that exhaust their debt capacity may be forced to downsize to a greater extent. Suppose the parameters are as in Proposition 3 such that $k_1(s)/k_0 < 1$. Then $\frac{\partial}{\partial \theta} (k_1(s)/k_0) < 0$ as long as $q_1(s)/q_2(s) > k_1(s)/(Rk_0)$.*

This condition is satisfied, for example, when $q_1(s) = q_2(s)$. A higher θ has two effects. First, the firm is able to pledge more funds at time 0 and hence has less net worth left at time 1. Second, the firm has greater ability to borrow at time 1 going forward and hence requires a smaller down payment in terms of net worth then. The two effects go in opposite directions, but as long as the price of capital is not too much higher at time 2, the first effect dominates: higher leverage due to higher pledgeability leads to a more severe contraction in capital.

D. *Effect of Asset Prices on Contraction*

The price of capital $q_1(s)$ at time 1 affects the extent of the contraction since it affects firms' net worth as well as the down payment required to purchase capital:

PROPOSITION 5: *Firms that exhaust their debt capacity downsize to a greater extent when asset prices fall by a lesser amount, that is, $\frac{\partial}{\partial q_1(s)} (k_1(s)/k_0) < 0$.*

Note that by Assumption 1 firms invest all their net worth at time 1, that is, as much as

possible, so any contraction in investment is due to changes in firms' net worth or the down payment requirement. A higher price of capital at time 1 in state s has two effects, namely, it raises net worth, since firms retain fraction $1 - \theta$ of the resale value of capital, while at the same time it raises the down payment requirement $\varphi_1(s)$. The second effect dominates the first. The higher the price of capital, the more capital needs to be reduced as more net worth is required to purchase capital. Thus, a lower price of capital allows firms to deploy more capital.²⁰

III. Net Worth and Risk Management

This section considers the effect of firm net worth and the implications of our model for risk management. The model shows that there is an important connection between firm financing and risk management. In particular, we show that more financially constrained firms optimally choose less risk management, consistent with the data and in contrast to the extant results in the literature. The most constrained firms in our model choose not to hedge at all, as the financing needs for investment override the hedging concerns.

A. Role of Firm Net Worth

Firms' net worth plays no role in the analysis of Section II due to the assumption of constant returns to scale. To study the effect of firm net worth, we drop this assumption and instead assume decreasing returns to scale.

ASSUMPTION 2: $f_t(k_t)$ is strictly increasing, strictly concave, and satisfies $\lim_{k_t \rightarrow 0} f'_t(k_t) = \infty$ and $\lim_{k_t \rightarrow \infty} f'_t(k_t) = 0$.

To make the point as simply as possible, suppose there are strictly decreasing returns at time 0 only, and that the technology has constant returns to scale at time 1 as before. The firm chooses $k_0 > 0$ at time 0 and hence has positive net worth in all states at time 1. Moreover, under Assumption 1, the firm invests all its net worth at time 1 in all states, which implies $k_1(s) > 0$. If the firm hedges, it conserves net worth for the most productive state at time 1 only. However, the extent to which firms engage in risk management depends on their net worth. Indeed, the firms do not hedge at all if their net worth is below some threshold.

²⁰In Proposition 5 we keep the price of capital at time 2 fixed. But the same result obtains if we instead assume that the price of capital at time 2 equals the price of capital at time 1, that is, $q_1(s) = q_2(s)$, $\forall s \in \mathcal{S}$.

PROPOSITION 6: *Under Assumption 1 and Assumption 2 at time 0 only, firms with net worth below \underline{w}_0 exhaust their debt capacity and do not engage in risk management, while firms with net worth exceeding the threshold conserve some net worth for the state with the highest productivity at time 1, that is, for state $s' \in \arg \max_s \{R_2(s)\}$.*

This result is closely related to the result in Proposition 2 that productive firms exhaust their debt capacity. With decreasing returns, firms with low net worth operate at lower scale and hence are more productive at the margin, leading them to exhaust their debt capacity. Firms that are sufficiently well capitalized conserve additional net worth for the most productive state at time 1 and keep their time 0 investment unchanged. Thus, firms are hedging investment opportunities.²¹

We now show that this result obtains generally with decreasing returns to scale in both periods.²² Firms optimally exhaust their debt capacity against all states and hence abstain from risk management if their net worth is sufficiently low.

PROPOSITION 7: *Under Assumption 2 at time 0 and 1, firms with sufficiently low net worth do not engage in risk management.*

Intuitively, for very low net worth, the return on investing the firm's net worth $R_1(k_0, s)$ becomes so high that it must eventually exceed the return on conserving debt capacity $R/\pi(s)$ for all states. For very low net worth the primary concern must be financing investment, not risk management. In other words, collateral constraints limit the extent to which funds can be shifted both over time as well as across states. If funds are sufficiently scarce at time 0, it is optimal to shift as many funds as possible to time 0, rendering firms unable to shift funds across states at time 1, that is, unable to hedge.

Firms that are sufficiently well capitalized, on the other hand, engage in complete risk management at time 0, that is, hedge to the point where the marginal value of net worth is equalized across all states at time 1.

PROPOSITION 8: *Suppose that Assumption 2 holds at time 0 and 1 and that $A_2(s)$ is sufficiently high, $\forall s \in \mathcal{S}$, such that the firm is constrained in all states at time 1. (i) Capital levels k_0 and $k_1(s)$, $\forall s \in \mathcal{S}$, are increasing in net worth w_0 , and strictly increasing as long as at least one collateral constraint binds at time 0, and k_0 is constant otherwise. (ii) There exists a threshold level of net worth \bar{w}_0 such that all firms with net worth exceeding the threshold engage in complete risk management at time 0, that is, the marginal value of net worth is*

²¹Firms hedge states in which the marginal value of net worth is high either due to investment opportunities, as here, or due to low cash flows when returns to scale are decreasing, as below.

²²Note that Proposition 7 does not require that the firm is constrained in the second period.

equalized across all states at time 1.

When firms' net worth w_0 is very low, the return on investing at time 0 is so high that it exceeds the return on hedging for all states. As net worth and hence investment increases, the return on investing at time 0 falls and firms hedge progressively more states until threshold \bar{w}_0 is reached, at which point firms hedge all states.

To illustrate Propositions 7 and 8, we compute a numerical example. For simplicity, we assume that there are five equally probable states at time 1, that the price of capital is constant in all dates and states, and that the level of productivity at time 2 is constant across states. Thus, the only reason that investment at time 1 varies across states in this example is because firms may optimally not engage in complete risk management. The parameters of the example and results are reported in Figures 1 and 2.

The first-order conditions imply the following equation determining the economic trade-off, $\forall s \in \mathcal{S}$,

$$E [R_1(k_0)R_2(k_1)] \geq RR_2(k_1(s), s), \quad (10)$$

where the left-hand side is the expected return on investment at time 0 (and reinvestment at time 1) and the right-hand side is the expected return on conserving net worth for state s and investing then. Panel A of Figure 1 shows investment k_0 and state-contingent borrowing $b_1(s)$, and Panel B shows financial slack $h_1(s)$ as a function of the firm's net worth w_0 at time 0. Investment is strictly increasing in net worth below a threshold \bar{w}_0 and constant above the threshold, as Part (i) of Proposition 8 shows. For very low net worth, the left-hand side of equation (10) strictly exceeds the right-hand side for all states, that is, all collateral constraints bind and the firm exhausts its debt capacity against all states as Proposition 7 implies. As the firm's net worth and hence investment increases, equation (10) first holds with equality for the state with the lowest cash flow at time 1, as this is the state with the lowest net worth and hence the highest return on internal funds; the firm no longer exhausts its debt capacity against that state and instead keeps some financial slack for that state. As the firm's net worth increases further, equation (10) holds with equality for progressively more states, and the firm starts to conserve debt capacity for these states as well. Once net worth reaches the threshold \bar{w}_0 , the firm keeps some slack for all states, as Part (ii) of Proposition 8 implies, at which point $E[R_1(k_0)] = R$ and time 0 investment is constant. If, at a given level of wealth, the firm conserves debt capacity for a particular state, then it conserves debt capacity for all states with lower cash flow than that. Moreover, the firm has the same net worth at time 1 for all states for which it keeps financial slack. These results are illustrated in the figure and can be readily seen from equation (10), which holds with equality for all such states.

Panel C of Figure 1 shows investment $k_1(s)$ and state-contingent borrowing $b_2(s)$ at time 1. Investment is again increasing in time 0 net worth (as implied by Part (i) of Proposition 8). Borrowing is now strictly increasing in net worth as, given the parameters, the firm is constrained in all states at time 1. The firm has the same net worth in all states for which it keeps financial slack at a given wealth level, and hence investment and borrowing are the same in all these states (which can be seen from equation (10) as argued above). Figure 2 shows the multipliers on the collateral constraints at time 0 and 1. The time 0 multipliers are decreasing in time 0 net worth w_0 and drop to 0 one by one as the firm starts to conserve debt capacity for progressively more states at time 1. To see this from equation (10), note that the multipliers on the collateral constraints at time 0 are proportional to the difference between the left-hand and right-hand sides. The time 1 multipliers are decreasing and strictly positive in our example and, for a given net worth, coincide for all states for which the collateral constraint is slack. The example thus illustrates our main conclusion that more constrained firms choose less risk management.

B. Reconsidering Risk Management

The state-contingent loans in our model allow firms to engage in “corporate risk management.” Conserving state s contingent debt capacity amounts to buying state s Arrow securities, that is, partially hedging the amount of net worth in that state. The main theory of risk management, formalized by Froot, Scharfstein, and Stein (1993), is based on the effective risk aversion of firms subject to financial constraints. The rationale for hedging according to this theory is that when firms are subject to financial constraints, hedging ensures that firms have sufficient internal funds to take advantage of investment opportunities. Importantly, this intuition suggests that financially constrained firms should hedge as they are effectively risk averse. In practice, however, large firms, which are arguably less financially constrained, hedge while small firms, which are likely more financially constrained, often do not engage in risk management. This fact thus presents an important puzzle from the vantage point of received theory. Our theory resolves this risk management puzzle, since it predicts that the more constrained firms, that is, the more productive or less well-capitalized firms, exhaust their debt capacity and hence do not hedge. In our model, firms’ ability to credibly promise to pay is limited, and firms have an incentive to hedge net worth in the low state for the usual reasons. However, up-front investment is endogenous in our model and the overriding concern may be to finance up-front investment. Indeed, the more constrained the firm, the more likely it is that investment financing needs override hedging concerns. This is the main implication of our model for risk management. Thus, we expect that smaller firms,

which are likely more financially constrained, hedge less and as a result are more sensitive to aggregate fluctuations than larger firms, consistent with empirical evidence.²³ In contrast, Froot, Scharfstein, and Stein (1993) take up-front investment as exogenously given in their model, in effect making risk management the only concern, and thus reach the opposite conclusion.

Our results can be reconciled with the received theory by noting that we provide a dynamic theory of risk management. Received theory is essentially static and argues that firms hedge to shift funds to the states that have the highest marginal value of net worth. In our dynamic theory of risk management, firms shift funds over time and across states to the date and state that has the highest marginal value of net worth. For firms that are financially constrained, the main concern is to shift funds over time, that is, financing needs override hedging concerns, overturning the prediction that such firms should be expected to hedge.

The results in Froot, Scharfstein, and Stein (1993) can be interpreted as a special case of our environment. From time 1 onward, the problem is identical to the problem with decreasing returns described above. In particular, firms are subject to financing frictions, which we model with collateral constraints and Froot, Scharfstein, and Stein (1993) model as convex financing costs. At time 0, however, capital k_0 is exogenously fixed, that is, there is no investment choice, and instead the firm simply has an exogenous stochastic net worth $w_1(s) \equiv A_1(s)f_0(k_0) + q_1(s)k_0$ in state s at time 1. Moreover, the firm has access to complete frictionless markets at time 0 that allow hedging of stochastic net worth at time 1. There are two critical differences between our model and theirs. First, in our model, hedging is subject to the same collateral constraints as financing itself. Second, investment in the first period is a choice and hence the collateral requirements for financing investment compete with the collateral requirements for hedging. Below we solve their problem using our notation and then amend it by imposing collateral constraints on both hedging and financing. Amending the problem further by making investment in the first period a choice brings us back to the general problem with decreasing returns analyzed in Propositions 7 and 8.

The problem in Froot, Scharfstein, and Stein (1993) can be written as follows:

$$\max_{\{k_1(s), b_1(s)\}} \beta^2 E [A_2 f_1(k_1) + k_1(1 - \theta)] \quad (11)$$

²³Fixed costs of hedging could be a possible explanation, but the level of such costs would have to be implausibly high. Moreover, the dynamic implications of fixed costs, we think, would be quite different.

subject to

$$w_1(s) \geq (1 - R^{-1}\theta)k_1(s) + Rb_1(s), \quad \forall s \in \mathcal{S}, \quad (12)$$

$$E[b_1] \geq 0, \quad (13)$$

assuming for simplicity that $A_2(s)$ is sufficiently high in all states that the collateral constraints bind at time 1 in all states and that $q_t(s) = 1, \forall s \in \mathcal{S}, t \in \{1, 2\}$. Note that investment is a choice at time 1 only ($k_1(s), s \in \mathcal{S}$), that net worth at time 1 $w_1(s)$ is exogenous, and that there are frictionless markets allowing transfers across states ($b_1(s), s \in \mathcal{S}$). Denoting the multipliers on (12) by $\pi(s)\mu_1(s)$, the first-order conditions with respect to $b_1(s), \forall s \in \mathcal{S}$, imply

$$\mu_1(s) = \mu_1(\hat{s}), \quad \forall s, \hat{s} \in \mathcal{S}, \quad (14)$$

that is, the marginal value of net worth is equalized across states. This equation is equivalent to equation (28) in Froot, Scharfstein, and Stein (1993). If investment opportunities are nonstochastic, that is, $A_2(s) = A_2, \forall s \in \mathcal{S}$, then investment is independent of net worth, that is, $k_2(s) = E[w_1]/(1 - R^{-1}\theta), \forall s \in \mathcal{S}$, again paralleling their results. Figure 3 illustrates the prediction of this model in the two-state case.

In our environment enforcement is limited in all periods, not just in the second period. With limited enforcement of payments at time 1, the problem in equations (11) to (13) needs to be solved subject to additional collateral constraints on time 1 payments, which require that $\theta k_0 \geq Rb_1(s), \forall s \in \mathcal{S}$. If all collateral constraints are slack, the marginal value of net worth is equalized across states as before. However, in general the marginal value of net worth is not equalized across states, unlike in Froot, Scharfstein, and Stein (1993). Rather, it is the sum of the marginal value of net worth and the multiplier on the collateral constraint which is equalized across states in our model. For all states for which the collateral constraint binds, the firm pledges as much as possible and in this sense the model predicts what one might call maximal hedging, which is similar to the prediction in Froot, Scharfstein, and Stein (1993).

The prediction is overturned, however, when the problem is further amended to allow for investment at time 0, as we do in our model. In this dynamic environment there are competing demands on the firm's ability to promise. The financing needs for investment may override the hedging concerns. As illustrated in Figure 4 for the case with two states, if the need to shift funds to time 0 is sufficiently strong, then all collateral constraints bind and no funds are shifted across states at time 1, so there is no risk management. Indeed, by Proposition 7, financing needs necessarily override hedging concerns if a firm's net worth is

sufficiently low. Thus, the absence of risk management by severely constrained firms should not be considered a puzzle.

C. Implementation with Forwards and Futures

Our model entails state-contingent borrowing and thus has complete markets for Arrow securities, subject to collateral constraints. One way to implement the optimal contract is for firms to make only the minimum down payment requirement and hedge net worth by keeping financial slack using complete options markets subject to short sale constraints as in Section I.D. This implementation makes the opportunity cost of hedging transparent as the required options premia are paid in advance.

In contrast, forwards and futures may seem to get around the financing constraints as they require no payment at time 0. Our model shows that this intuition is misleading, however, because forwards and futures involve promises to pay at time 1 and such promises are limited by collateral constraints. Hence, forwards and futures have a shadow cost that is determined by financing needs for investment at time 0 and do not allow firms to circumvent collateral constraints. Because our model features complete markets subject to collateral constraints, these contracts allow different implementations of the unique optimal allocation. Thus, our model provides an explicit analysis of dynamic enforcement constraints and highlights their importance for our understanding of risk management.²⁴

IV. Related Literature

We provide a dynamic model in which both financing and risk management are limited by collateral constraints that are derived explicitly from limits on enforcement. Dynamic models with limited commitment are used extensively in the literature to study optimal risk sharing²⁵ and asset pricing with heterogeneity,²⁶ for example. Albuquerque and Hopenhayn (2004) and Hopenhayn and Werning (2007) analyze the implications for dynamic firm financing

²⁴Froot, Scharfstein, and Stein (1993) recognize the importance of intertemporal trade-offs for risk management without formally addressing them. They point out that futures contracts may result in substantial margin fluctuations and hence substantial variation in cash available for investment, while forwards do not entail such margin fluctuations but may involve substantial credit risk. Holmström and Tirole (2000) also recognize the trade-off between the ex ante and ex post costs of risk management.

²⁵See, for example, Kocherlakota (1996), Ligon, Thomas, and Worrall (1997), Kehoe and Perri (2002, 2004), and Krueger and Uhlig (2006).

²⁶See, for example, Alvarez and Jermann (2000, 2001), Lustig (2007), and Lustig and Van Nieuwerburgh (2007).

and Cooley, Marimon, and Quadrini (2004) and Jermann and Quadrini (2007) consider the aggregate implications of firm financing with limited commitment.

The collateral constraints we derive are similar to the ones in Kiyotaki and Moore (1997), albeit in our model they are state contingent. This is important because in our model firms can arrange additional financing contingent on states in which they require funding and would otherwise be constrained, which is the case in practice but is typically ruled out in theoretical models. That is, in our model firms are able to engage in risk management by accessing complete markets, subject to collateral constraints. Kiyotaki and Moore motivate their collateral constraints with an incomplete contracting model based on Hart and Moore (1994) and do not consider state-contingent borrowing. Several authors study models with collateral constraints with a similar motivation as in Kiyotaki and Moore. For example, Krishnamurthy (2003) studies a model in which both borrowers and lenders have to collateralize their promises and considers situations in which lenders' collateral is scarce.²⁷ In contrast, we focus on firms' incentives to arrange contingent financing when lenders have abundant funds and collateral. Most closely related to our model is Lorenzoni and Walentin (2007), who study a model with similar collateral constraints. Their focus is on the relation between investment, Tobin's q , and cash flow, and they do not consider aggregate shocks. Moreover, they restrict attention to the case in which firms always exhaust their debt capacity, whereas we analyze the incentives to conserve debt capacity and the implications for the cross-sectional distribution of debt capacity.

Shleifer and Vishny (1992) study debt capacity and the choice of optimal leverage in a model with aggregate states. They argue that debt may result in forced liquidations in bad times, which in turn may limit the leverage that firms choose. They do not consider contingent financing, which is the focus here.

This paper is also related to the emerging literature on contracting models of dynamic firm financing; see Bolton and Scharfstein (1990), Gromb (1994), and, more recently, Clementi and Hopenhayn (2006), DeMarzo and Sannikov (2006), DeMarzo and Fishman (2007a, 2007b), Biais et al. (2007), DeMarzo et al. (2007), and Atkeson and Cole (2008) in addition to the papers mentioned above. These papers consider dynamic financing in the presence of private information or moral hazard, whereas we, and the literature discussed above, consider dynamic financing with limited commitment.

Finally, several other roles of collateral have been considered in the literature. When cash flows are private information, collateral may be used to induce borrowers to repay loans

²⁷See also Iacoviello (2005), who studies a business cycle model with collateral constraints; and Eisfeldt and Rampini (2007, 2009), who study firm financing subject to collateral constraints.

(see Diamond (1984), Lacker (2001), and Rampini (2005)). It has also been argued that collateral affects the interest rate that borrowers pay (see Barro (1976)), alleviates credit rationing due to adverse selection (see Bester (1985)),²⁸ reduces underinvestment problems (see Stulz and Johnson (1985)), provides lenders with an incentive to monitor (see Rajan and Winton (1995)), and renders markets more complete (see Dubey, Geanakoplos, and Shubik (2005) and Geanakoplos (1997)).

V. Conclusion

We provide a dynamic model of collateralized financing in which collateral constraints are endogenously derived based on limited enforcement. In the model, firms have access to complete markets, subject to collateral constraints, and thus are able to engage in risk management. We show that there is an important connection between firm financing and risk management since both involve promises to pay by the firm, which are limited by collateral. Our model predicts that firms with low net worth exhaust their debt capacity and hedge less, since financing needs override hedging concerns, consistent with the empirical evidence. In contrast, this evidence is considered a puzzle from the vantage point of the standard theory of risk management, which takes investment as given. Rampini and Viswanathan (2010) study an infinite horizon model and show that the same trade-off between financing and risk management obtains generally.

The cost of conserving debt capacity is the opportunity cost of forgone investment. This cost is higher for firms with low net worth since they operate at a smaller scale and hence are more productive at the margin. When firms differ in their productivity, more productive firms are more constrained and hence exhaust their debt capacity rather than keeping financial slack to take advantage of future investment opportunities. This has important implications for the cross-sectional distribution of debt capacity, which is endogenous in our model. In downturns, when cash flows are low but investment opportunities arise because the price of capital is low, more productive and less well-capitalized firms may not be able to seize these opportunities because their debt capacity is exhausted. Indeed, due to their lack of financial slack, they may be forced to scale down investment in such times. More productive and less well-capitalized firms are thus likely to be more vulnerable to economic downturns since they optimally keep less financial slack. As a result, capital may be less productively deployed in

²⁸See also Chan and Kanatas (1985), Besanko and Thakor (1987a, 1987b), and Chan and Thakor (1987), who study the role of collateral in models with adverse selection, and Berger and Udell (1990) and Boot, Thakor, and Udell (1991), who study the role of collateral in models with moral hazard.

such times and aggregate productivity shocks may be amplified due to these distributional effects.

Higher collateralizability allows firms to borrow more ex ante and thus increases leverage, but leaves them with less net worth ex post. When capital is more collateralizable, firms that exhaust their debt capacity may be forced to scale down investment to a greater extent. Thus, the amount of capital deployed by more productive and low net worth firms may be more volatile in that case. If collateralizability increases over time, as it arguably has recently, the effects stressed in this paper become even more important.

We think that similar considerations apply to the risk management by households. Received theory would predict that less well-off households insure more, which seems counter to anecdotal evidence and the evidence in the insurance literature. In contrast, the prediction of our model, reinterpreted in terms of household finance, is that less well-off and hence likely more constrained households insure less and are more vulnerable to economic downturns. We leave an explicit analysis of household risk management to future work.

Appendix

Proof of Proposition 1: The proof is in two steps. First, we show that the sequence of net payments $\{p(s^t)\}$ satisfies, $\forall s^t \in \mathcal{S}^t, t = 1, 2, \dots, T$,

$$E \left[\sum_{\tau=t}^T R^{-(\tau-t)} p_{\tau} \middle| s^t \right] \leq \theta q(s^t) k(s^{t-1}). \quad (\text{A1})$$

Otherwise, the firm could default in state s^t at time t and issue a new sequence of net payments $\{\hat{p}(s^{\tau})\}_{\tau=t}^T$ such that $\hat{p}(s^{\tau}) = p(s^{\tau}), \forall \tau > t$, and $\hat{p}(s^t) = -E \left[\sum_{\tau=t+1}^T R^{-(\tau-(t+1))} \hat{p}_{\tau} \middle| s^t \right]$, which satisfies (4) with equality by construction. This would allow the firm to increase its dividend at time t by

$$p(s^t) - \hat{p}(s^t) - \theta q(s^t) k(s^{t-1}) = E \left[\sum_{\tau=t}^T R^{-(\tau-t)} p_{\tau} \middle| s^t \right] - \theta q(s^t) k(s^{t-1}) > 0$$

while leaving all other choices identically the same, a contradiction. Moreover, any sequence of net payments that satisfies (A1) does not induce default. Thus, sequences of net payments are enforceable if and only if they satisfy (A1).

Second, defining $b(s^t)$ as in the statement of the proposition and using (A1) we have $Rb(s^t) = E \left[\sum_{\tau=t}^T R^{-(\tau-t)} p_{\tau} \middle| s^t \right] \leq \theta q(s^t) k(s^{t-1})$, that is, equation (6). Therefore, the set of enforceable sequences of net payments is equivalent to the set of one-period-ahead state-contingent debt subject to the collateral constraints (6). \square

Proof of Proposition 2: The first-order conditions of the problem of maximizing (1) subject to (6) to (8), which are necessary and sufficient, are

$$\mu_0 = 1 + \nu_0^d, \quad (\text{A2})$$

$$\mu_t(s) = \beta^t + \nu_t^d(s), \quad \forall t \in \{1, 2\}, \forall s \in \mathcal{S}, \quad (\text{A3})$$

$$\mu_0 = R\mu_1(s) + R\lambda_1(s), \quad \forall s \in \mathcal{S}, \quad (\text{A4})$$

$$\mu_1(s) = R\mu_2(s) + R\lambda_2(s), \quad \forall s \in \mathcal{S}, \quad (\text{A5})$$

$$q_0 \mu_0 = E [(A_1 f_0'(k_0) + q_1) \mu_1 + q_1 \theta \lambda_1] + \nu_0^k \quad (\text{A6})$$

$$q_1(s) \mu_1(s) = (A_2(s) f_1'(k_1(s)) + q_2(s)) \mu_2(s) + q_2(s) \theta \lambda_2(s) + \nu_1^k(s), \quad \forall s \in \mathcal{S}, \quad (\text{A7})$$

where $\pi(s)\lambda_1(s)$, $\pi(s)\lambda_2(s)$, μ_0 , $\pi(s)\mu_1(s)$, and $\pi(s)\mu_2(s)$ are the multipliers on constraints (6) to (8), and ν_0^d , $\pi(s)\nu_t^d(s)$, ν_0^k , and $\pi(s)\nu_1^k(s)$ are the multipliers on the nonnegativity constraints.

Using the return definitions (9) and equations (A4) and (A5), (A6) and (A7) can be written as

$$\mu_0 = E[R_1(k_0)\mu_1] + \frac{1}{\wp_0}\nu_0^k \quad (\text{A8})$$

$$\mu_1(s) = R_2(k_1(s), s)\mu_2(s) + \frac{1}{\wp_1(s)}\nu_1^k(s). \quad (\text{A9})$$

Using (A3) to (A5), (A9), and Assumption 1, $R\mu_2(s) + R\lambda_2(s) = \mu_1(s) \geq R_2(s)\mu_2(s) > R\mu_2(s)$ and thus $\lambda_2(s) > 0, \forall s \in \mathcal{S}$. Moreover, $\mu_0 \geq R\mu_1(s) = R^2(\mu_2(s) + \lambda_2(s)) > R^2\mu_2(s) \geq R^2\beta^2 = 1$. Then (A2) and (A3) imply $\nu_0^d > 0$ and $\nu_1^d(s) > 0, \forall s \in \mathcal{S}$, that is, dividends at time 0 and time 1 are zero.

Since $d_1(s) = 0$ and using (8) at $t = 1$ and (6) at $t = 2$, which hold with equality, we have $k_1(s) = w_1(s)/\wp_1(s)$, where $w_1(s) \equiv A_1(s)k_0 + q_1(s)k_0 - Rb_1(s)$ is the net worth at time 1 in state s . Moreover, (8) at $t = 2$ and (6) at $t = 2$, which hold with equality, imply that $d_2(s) = (A_2(s) + q_2(s)(1 - \theta))k_1(s)$ and hence the value attained by a firm at time 1 in state s with a net worth $w_1(s)$ is $V_1(w_1(s), s) = d_1(s) + \beta d_2(s) = \beta R_2(s)w_1(s), \forall s \in \mathcal{S}$.

Suppose $k_0 = 0$. Then $w_1(s) = -Rb_1(s)$ and using the above characterization we have

$$V_0(w_0) \equiv \max_{\{b_1(s)\}_{s \in \mathcal{S}}} \beta^2 E[-RR_2 b_1]$$

subject to $w_0 \geq -E[b_1]$ and $-Rb_1(s) \geq 0, \forall s \in \mathcal{S}$. If $s' \in \arg \max_s \{R_2(s)\}$, then $b_1(s') = -w_0/\pi(s')$, $w(s') = R/\pi(s')w_0$, and $V_0(w_0) = \beta^2 RR_2(s')w_0$.

Suppose $k_0 > 0$. Then $w_1(s) \geq (A_1(s) + q_1(s)(1 - \theta))k_0 > 0$, which implies that $k_1(s) > 0$ (and $\nu_1^k(s) = 0$) and $d_2(s) > 0$ (and $\mu_2(s) = \beta^2$). From (A9), $\mu_1(s) = \beta^2 R_2(s)$, and (A4) and (A8) can be written as

$$\mu_0 = \beta^2 RR_2(s) + R\lambda_1(s), \quad \forall s \in \mathcal{S}, \quad (\text{A10})$$

$$\mu_0 = \beta^2 E[R_1 R_2]. \quad (\text{A11})$$

Since $\lambda_1(s) \geq 0$, equations (A10) and (A11) imply $E[R_1 R_2] \geq RR_2(s), \forall s \in \mathcal{S}$, and hence $E[R_1 R_2] \geq \max_s \{RR_2(s)\}$. Moreover, the case in which the inequality is an equality is not generic and hence generically $\lambda_1(s) > 0, \forall s \in \mathcal{S}$. But then (6) implies $b_1(s) = R^{-1}q_1(s)\theta k_0$ and (7) implies $k_0 = w_0/\wp_0$. Using the characterization of the second-period problem above we get $V_0(w_0) = \beta^2 E[R_1 R_2] w_0$.

Thus, if $E[R_1 R_2] > \max_s \{RR_2(s)\}$, $k_0 > 0$ attains a higher value and the optimal k_0 and value attained are as stated in the proposition. Otherwise, $k_0 = 0$ attains a higher value and hence is optimal. \square

Proof of Proposition 3: Suppose $E[R_1R_2] > \max_s\{RR_2(s)\}$. Then by Proposition 2 $k_0 = w_0/\wp_0 > 0$, $w_1(s) = (A_1(s) + q_1(s)(1-\theta))k_0$, and $k_1(s) = w_1(s)/\wp_1(s)$. Thus, $k_1(s)/k_0 = (A_1(s) + q_1(s)(1-\theta))/\wp_1(s)$, which is less than one as long as $A_1(s) < (q_1(s) - R^{-1}q_2(s))\theta$. This condition is satisfied for some $A_1(s) \geq 0$ as long as $q_1(s) - R^{-1}q_2(s) > 0$. \square

Proof of Proposition 4: Note that $\frac{\partial}{\partial\theta}(k_1(s)/k_0) \propto ((q_2(s)/q_1(s))k_1(s)/(Rk_0) - 1) < 0$ as long as the condition in the statement of the proposition is satisfied. \square

Proof of Proposition 5: Differentiating $k_1(s)/k_0$ with respect to $q_1(s)$ gives

$$\frac{\partial}{\partial q_1(s)} \left(\frac{k_1(s)}{k_0} \right) = \frac{(1-\theta)}{\wp_1(s)} \left(1 - \frac{\frac{A_1(s)}{(1-\theta)} + q_1(s)}{q_1(s) - R^{-1}q_2(s)\theta} \right) < 0. \quad \square$$

Proof of Proposition 6: Under Assumption 1 and with decreasing returns to scale at time 0, $\nu_0^k = \nu_1^k(s) = 0$ and (A9) reduces to $\mu_1(s) = \mu_2(s)R_2(s)$. Hence, $\lambda_2(s) > 0, \forall s \in \mathcal{S}$, which together with (A2) to (A5) implies that $\nu_1^d(s) > 0, \forall s \in \mathcal{S}$, and $\nu_0^d > 0$. Since $k_1(s) > 0, \forall s \in \mathcal{S}$, using (6) and (8) both at $t = 2$, and the fact that the latter holds with equality, $d_2(s) > 0$ and hence $\nu_2^d(s) = 0$ and $\mu_2(s) = \beta^2$, implying that $\mu_1(s) = \beta^2R_2(s)$. Substituting for $\mu_1(s)$ in (A4), $\mu_0 = \beta^2RR_2(s) + R\lambda_1(s)$ and thus $\lambda_1(s') = 0$ at most for state s' such that $s' \in \arg \max_s R_2(s)$. Thus, the firm hedges at most the state with the highest productivity.

Suppose now that $\lambda_1(s) = 0, \forall s \in \mathcal{S}$, and thus $k_0 = w_0/\wp_0$ and (A8) reduces to

$$\mu_0 = \beta^2 E[R_1(w_0/\wp_0)R_2], \quad (\text{A12})$$

and for s' (A4) reduces to

$$\mu_0 = \beta^2 RR_2(s'). \quad (\text{A13})$$

By strict concavity, (A12) is strictly decreasing in w_0 , and, given the assumptions on the production function, goes to $+\infty$ as w_0 goes to zero, and goes to zero as w_0 goes to $+\infty$ while (A13) is constant. Thus, there is a \underline{w}_0 such that (A12) and (A13) coincide and $\lambda_1(s') > (=) 0$ for $w_0 < (\geq) \underline{w}_0$. \square

Proof of Proposition 7: Using (6) at $t = 1$ and (7), capital k_0 can be bounded above as $k_0 \leq w_0/\wp_0$, and hence as $w_0 \rightarrow 0, k_0 \rightarrow 0$. Since $\lim_{k_0 \rightarrow 0} f'_0(k_0) \rightarrow \infty, R_1(k_0, s) \rightarrow \infty$ as $w_0 \rightarrow 0, \forall s \in \mathcal{S}$. From (A8),

$$1 = E \left[R_1(k_0) \frac{\mu_1}{\mu_0} \right] = \sum_{s \in \mathcal{S}} \pi(s) R_1(k_0, s) \frac{\mu_1(s)}{\mu_0} \geq \pi(s) R_1(k_0, s) \frac{\mu_1(s)}{\mu_0}$$

and thus as $w_0 \rightarrow 0$, $\mu_1(s)/\mu_0 \rightarrow 0$, and, from (A4), $\lambda_1(s)/\mu_0 = R^{-1} - \mu_1(s)/\mu_0 \rightarrow R^{-1}$ implying that $\lambda_1(s) > 0, \forall s \in \mathcal{S}$. \square

Proof of Proposition 8: Part (i): If $\lambda_1(s) > 0, \forall s \in \mathcal{S}$, then $k_0 = w_0/\varphi_0$ and $k_1(s) = (A_1(s)f(k_0) + q_1(s)k_0(1 - \theta))/\varphi_1(s)$, and the result is trivial. Suppose $\exists \hat{s} \in \mathcal{S}$ such that $\lambda(\hat{s}) = 0$. Then dividing $\mu_0 = \beta^2 E[R_1(k_0)R_2(k_1)]$ from (A8) by $\mu_0 = \beta^2 RR_2(k_1(\hat{s}), \hat{s})$ from (A4), we obtain

$$R = \sum_{\{s|\lambda_1(s)>0\}} \pi(s)R_1(k_0, s) \frac{R_2(k_1(s), s)}{R_2(k_1(\hat{s}), \hat{s})} + \sum_{\{s|\lambda_1(s)=0\}} \pi(s)R_1(k_0, s) \frac{R_2(k_1(s), s)}{R_2(k_1(\hat{s}), \hat{s})}. \quad (\text{A14})$$

Suppose that $w_0^+ > w_0$ and that the optimal capital level is $k_0^+ \leq k_0$. Then for s such that $\lambda_1(s) > 0$, $k_1^+(s) \leq k_1(s)$, while for s such that $\lambda_1(s) = 0$, $k_1^+(s) > k_1(s)$ since more net worth must have been conserved for these states. Observe that $R_1(k_0^+, s) \geq R_1(k_0, s)$, and that for s such that $\lambda_1(s) > 0$, $R_2(k_1^+(s), s) \geq R_2(k_1(s), s)$, while for s such that $\lambda_1(s) = 0$, $R_2(k_1^+(s), s) < R_2(k_1(s), s)$. Since for s such that $\lambda_1(s) = 0$ the ratio $R_2(k_1(s), s)/R_2(k_1(\hat{s}), \hat{s})$ equals one at both w_0 and w_0^+ , the right-hand side of (A14) strictly increases as long as $\{s|\lambda_1(s) > 0\}$ is non-empty, a contradiction. If $\lambda_1(s) = 0, \forall s \in \mathcal{S}$, then $R = E[R_1(k_0)]$ and hence is constant.

Part (ii): Suppose that, at w_0 , $\lambda_1(s) = 0, \forall s \in \mathcal{S}$, but that at $w_0^+ > w_0$, $\exists \hat{s} \in \mathcal{S}$, such that $\lambda_1^+(\hat{s}) > 0$. Then $R\mu_1^+(s)/\mu_0^+ \leq 1$ with strict inequality at \hat{s} , which together with (A8) implies that

$$R = E \left[R_1(k_0^+) \frac{R\mu_1^+}{\mu_0^+} \right] = \sum_{s \in \mathcal{S}} \pi(s)R_1(k_0^+, s) \frac{R\mu_1^+(s)}{\mu_0^+} < \sum_{s \in \mathcal{S}} \pi(s)R_1(k_0^+, s)$$

and thus $k_0^+ < k_0$. This implies that

$$k_1^+(\hat{s}) = \frac{A_1(\hat{s})f_0(k_0^+) + q_1(\hat{s})k_0^+(1 - \theta)}{\varphi_1(\hat{s})} < \frac{A_1(\hat{s})f_0(k_0) + q_1(\hat{s})k_0(1 - \theta)}{\varphi_1(\hat{s})} \leq k_1(\hat{s}),$$

and hence

$$\mu_0^+ = \beta^2 RR_2(k_1^+(\hat{s}), \hat{s}) + R\lambda_1^+(\hat{s}) > \beta^2 RR_2(k_1^+(\hat{s}), \hat{s}) > \beta^2 RR_2(k_1(\hat{s}), \hat{s}) = \mu_0.$$

However, the value function induced by the problem of maximizing (1) subject to equations (6) to (8) is concave, since the objective is (weakly) concave and the constraint set is convex. Hence $\mu_0^+ \leq \mu_0$, a contradiction. \square

REFERENCES

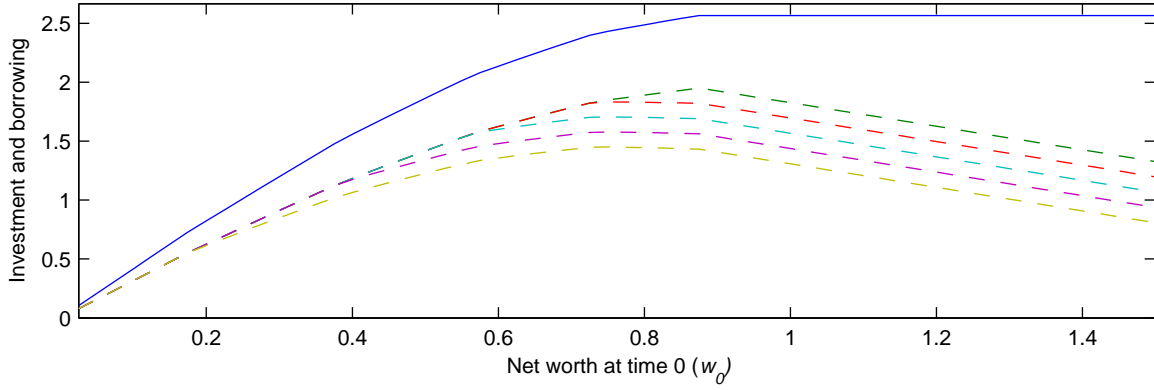
- Albuquerque, Rui, and Hugo A. Hopenhayn, 2004, Optimal dynamic lending contracts with imperfect enforceability, *Review of Economic Studies* 71, 285-315.
- Alvarez, Fernando, and Urban J. Jermann, 2000, Efficiency, equilibrium and asset pricing with risk of default, *Econometrica* 68, 775-797.
- Alvarez, Fernando, and Urban J. Jermann, 2001, Quantitative asset pricing implications of endogenous solvency constraints, *Review of Financial Studies* 14, 1117-1152.
- Atkeson, Andrew, and Harold Cole, 2008, A dynamic theory of optimal capital structure and executive compensation, Working paper, UCLA and University of Pennsylvania.
- Barro, Robert J., 1976, The loan market, collateral, and rates of interest, *Journal of Money, Credit and Banking* 8, 439-456.
- Berger, Allen N., and Gregory F. Udell, 1990, Collateral, loan quality and bank risk, *Journal of Monetary Economics* 25, 21-42.
- Besanko, David, and Anjan V. Thakor, 1987a, Collateral and rationing: Sorting equilibria in monopolistic and competitive credit markets, *International Economic Review* 28, 671-689.
- Besanko, David, and Anjan V. Thakor, 1987b, Competitive equilibrium in the credit market under asymmetric information, *Journal of Economic Theory* 42, 167-182.
- Bester, Helmut, 1985, Screening vs. rationing in credit markets with imperfect information, *American Economic Review* 75, 850-855.
- Biais, Bruno, Thomas Mariotti, Guillaume Plantin, and Jean-Charles Rochet, 2007, Dynamic security design: Convergence to continuous time and asset pricing implications, *Review of Economic Studies* 74, 345-390.
- Bolton, Patrick, and David S. Scharfstein, 1990, A theory of predation based on agency problems in financial contracting, *American Economic Review* 80, 93-106.
- Boot, Arnoud W. A., Anjan V. Thakor, and Gregory F. Udell, 1991, Secured lending and default risk: Equilibrium analysis, policy implications and empirical results, *Economic Journal* 101, 458-472.
- Bulow, Jeremy, and Kenneth Rogoff, 1989, Sovereign debt: Is to forgive to forget? *American Economic Review* 79, 43-50.

- Chan, Yuk-Shee, and George Kanatas, 1985, Asymmetric valuations and the role of collateral in loan agreements, *Journal of Money, Credit and Banking* 17, 84-95.
- Chan, Yuk-Shee, and Anjan V. Thakor, 1987, Collateral and competitive equilibria with moral hazard and private information, *Journal of Finance* 42, 345-363.
- Clementi, Gian Luca, and Hugo A. Hopenhayn, 2006, A theory of financing constraints and firm dynamics, *Quarterly Journal of Economics* 121, 229-265.
- Cooley, Thomas, Ramon Marimon, and Vincenzo Quadrini, 2004, Aggregate consequences of limited contract enforceability, *Journal of Political Economy* 112, 817-847.
- DeMarzo, Peter M., and Michael J. Fishman, 2007a, Agency and optimal investment dynamics, *Review of Financial Studies* 20, 151-188.
- DeMarzo, Peter M., and Michael J. Fishman, 2007b, Optimal long-term financial contracting, *Review of Financial Studies* 20, 2079-2128.
- DeMarzo, Peter, Michael Fishman, Zhiguo He, and Neng Wang, 2007, Dynamic agency and the q theory of investment, Working paper, Stanford University, Northwestern University, and Columbia University.
- DeMarzo, Peter M., and Yuliy Sannikov, 2006, Optimal security design and dynamic capital structure in a continuous-time agency model, *Journal of Finance* 61, 2681-2724.
- Diamond, Douglas W., 1984, Financial intermediation and delegated monitoring, *Review of Economic Studies* 51, 393-414.
- Dubey, Pradeep, John Geanakoplos, and Martin Shubik, 2005, Default and punishment in general equilibrium, *Econometrica* 73, 1-37.
- Eisfeldt, Andrea L., and Adriano A. Rampini, 2007, New or used? Investment with credit constraints, *Journal of Monetary Economics* 54, 2656-2681.
- Eisfeldt, Andrea L., and Adriano A. Rampini, 2009, Leasing, ability to repossess, and debt capacity, *Review of Financial Studies* 22, 1621-1657.
- Froot, Kenneth A., David S. Scharfstein, and Jeremy C. Stein, 1993, Risk management: Coordinating corporate investment and financing policies, *Journal of Finance* 48, 1629-1658.
- Geanakoplos, John, 1997, Promises, promises, in W. Brian Arthur, Steven N. Durlauf, and David A. Lane, eds.: *The Economy as an Evolving Complex System, II* (Addison-Wesley).

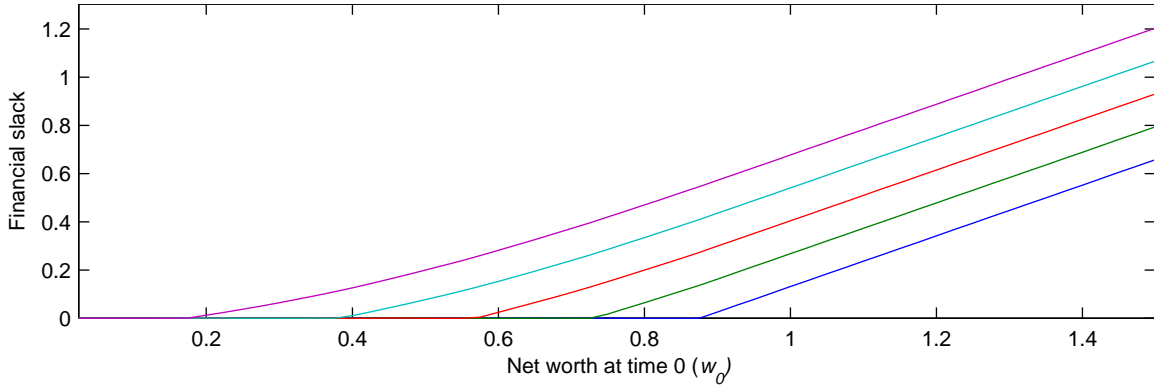
- Gromb, Denis, 1994, Renegotiation in debt contracts, Working paper, LSE.
- Hart, Oliver, and John Moore, 1994, A theory of debt based on the inalienability of human capital, *Quarterly Journal of Economics* 70, 907-928.
- Holmström, Bengt, and Jean Tirole, 2000, Liquidity and risk management, *Journal of Money, Credit and Banking* 32, 295-319.
- Hopenhayn, Hugo, and Ivan Werning, 2007, Equilibrium default, Working paper, UCLA and MIT.
- Iacoviello, Matteo, 2005, House prices, borrowing constraints, and monetary policy in the business cycle, *American Economic Review* 95, 739-764.
- Jermann, Urban J., and Vincenzo Quadrini, 2007, Stock market boom and the productivity gains of the 1990s, *Journal of Monetary Economics* 54, 413-432
- Kehoe, Patrick J., and Fabrizio Perri, 2002, International business cycles with endogenous incomplete markets, *Econometrica* 119, 184-206.
- Kehoe, Patrick J., and Fabrizio Perri, 2004, Competitive equilibria with limited enforcement, *Journal of Economic Theory* 119, 184-206.
- Kehoe, Timothy J., and David K. Levine, 1993, Debt-constrained asset markets, *Review of Economic Studies* 60, 865-888.
- Kehoe, Timothy J., and David K. Levine, 2001, Liquidity constrained markets versus debt constrained markets, *Econometrica* 69, 575-598.
- Kehoe, Timothy J., and David K. Levine, 2008, Bankruptcy and collateral in debt constrained markets, in Roger E. A. Farmer, ed.: *Macroeconomics in the Small and the Large: Essays on Microfoundations, Macroeconomic Applications, and Economic History in Honor of Axel Leijonhufvud* (Edward Elgar).
- Kiyotaki, Nobuhiro, and John Moore, 1997, Credit cycles, *Journal of Political Economy* 105, 211-248.
- Kocherlakota, Narayana R., 1996, Implications of efficient risk sharing without commitment, *Review of Economic Studies* 63, 595-609.
- Krishnamurthy, Arvind, 2003, Collateral constraints and the amplification mechanism, *Journal of Economic Theory* 111, 277-292.
- Krueger, Dirk, and Harald Uhlig, 2006, Competitive risk sharing contracts with one-sided commitment, *Journal of Monetary Economics* 53, 1661-1691.

- Lacker, Jeffrey M., 2001, Collateralized debt as the optimal contract, *Review of Economic Dynamics* 4, 842-859.
- Ligon, Ethan, Jonathan P. Thomas, and Tim Worrall, 1997, Informal insurance arrangements with limited commitment: Theory and evidence from village economies, *Review of Economic Studies* 69, 209-244.
- Lorenzoni, Guido, and Karl Walentin, 2007, Financial frictions, investment, and Tobin's q , Working paper, MIT and Sveriges Riksbank.
- Lustig, Hanno, 2007, The market price of aggregate risk and the wealth distribution, Working paper, UCLA.
- Lustig, Hanno, and Stijn Van Nieuwerburgh, 2007, Can housing collateral explain long-run swings in asset returns? Working paper, UCLA and NYU.
- Myers, Stewart C., 1977, Determinants of corporate borrowing, *Journal of Financial Economics* 5, 147-175.
- Rajan, Raghuram, and Andrew Winton, 1995, Covenants and collateral as incentives to monitor, *Journal of Finance* 50, 1113-1146.
- Rampini, Adriano A., 2005, Default and aggregate income, *Journal of Economic Theory* 122, 225-253.
- Rampini, Adriano A., and S. Viswanathan, 2010, Collateral and capital structure, Working paper, Duke University.
- Shleifer, Andrei, and Robert Vishny, 1992, Liquidation values and debt capacity: A market equilibrium approach, *Journal of Finance* 47, 1343-1366.
- Stulz, René M., and Herb Johnson, 1985, An analysis of secured debt, *Journal of Financial Economics* 14, 501-521.

Panel A: Investment k_0 (solid) and borrowing $b_1(s)$, $\forall s \in \mathcal{S}$, (dashed) at time 0



Panel B: Financial slack $h_1(s)$, $\forall s \in \mathcal{S}$, at time 0



Panel C: Investment $k_1(s)$ (solid) and borrowing $b_2(s)$ (dashed), $\forall s \in \mathcal{S}$, at time 1

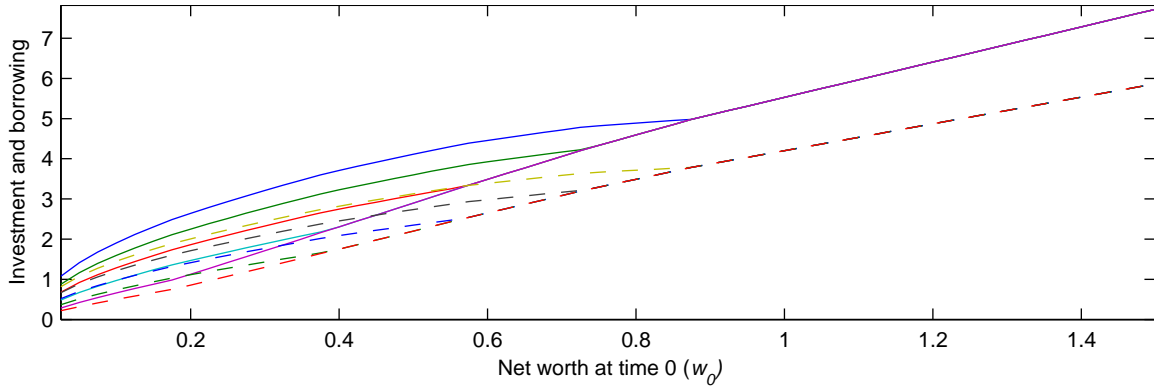
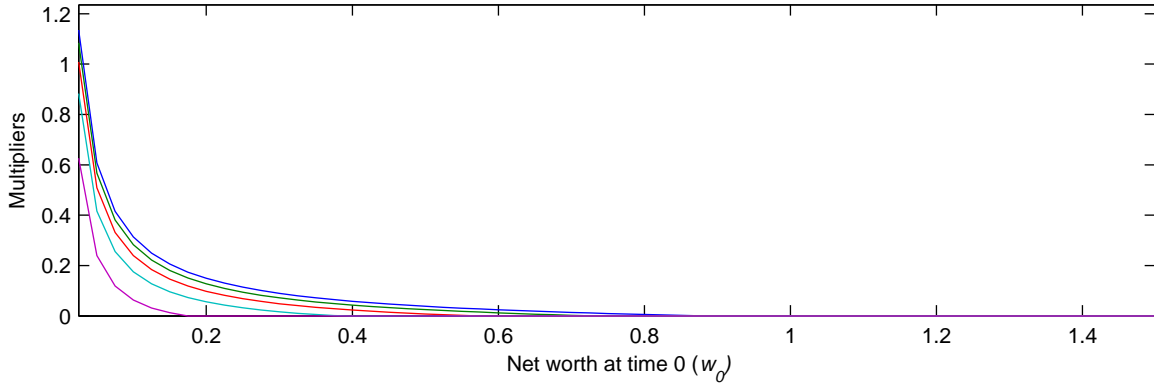


Figure 1. Investment, state-contingent borrowing, and risk management. Panel A: time 0 investment in capital (solid) and state-contingent borrowing (dashed) as a function of time 0 net worth. Panel B: financial slack as a function of time 0 net worth. Panel C: time 1 investment in capital (solid) and state-contingent borrowing (dashed) as a function of time 0 net worth for all states s at time 1. Parameter values: preferences, $\beta = 0.95$; technology, $f_t(k) = k^\alpha$ with $\alpha = 0.33$, $\mathcal{S} = \{1, \dots, 5\}$, $\pi(s) = 1/5$, $A_1(s) = s/10$, $A_2(s) = 1.5$, and $q_0 = q_1(s) = q_2(s) = 1$, $\forall s \in \mathcal{S}$; and collateralization rate, $\theta = 0.80$.

Panel A: Multipliers on collateral constraints, $\forall s \in \mathcal{S}$, at time 0



Panel B: Multipliers on collateral constraints, $\forall s \in \mathcal{S}$, at time 1

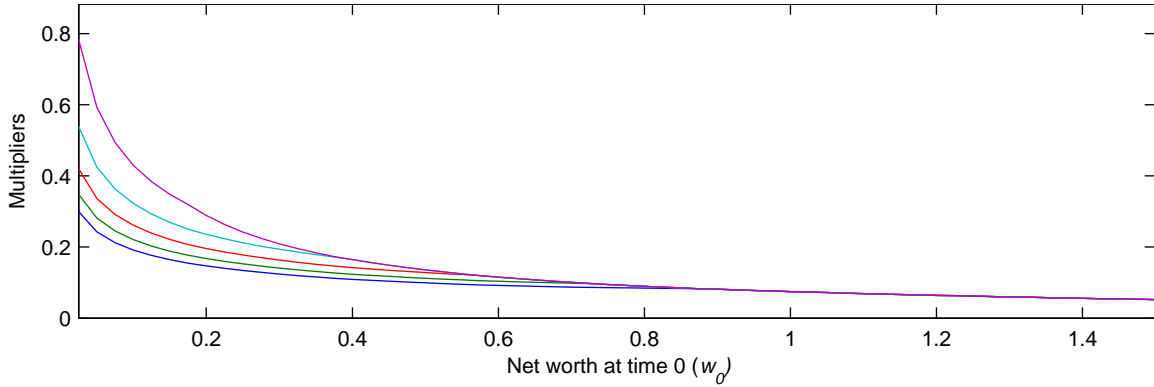


Figure 2. Multipliers on collateral constraints. Panel A: time 0 multipliers on collateral constraints for each state at time 1 as a function of net worth at time 0. Panel B: time 1 multipliers on collateral constraints for each state at time 2 as a function of net worth at time 0 for all states s at time 1. Parameter values: preferences, $\beta = 0.95$; technology, $f_t(k) = k^\alpha$ with $\alpha = 0.33$, $\mathcal{S} = \{1, \dots, 5\}$, $\pi(s) = 1/5$, $A_1(s) = s/10$, $A_2(s) = 1.5$, and $q_0 = q_1(s) = q_2(s) = 1$, $\forall s \in \mathcal{S}$; and collateralization rate, $\theta = 0.80$.

